



Oklahoma City

on the rise...

GREATER
OKLAHOMA CITY
CHAMBER

Oklahoma City


on the rise...





The Original MAPS

- Concept originated at Chamber Retreat in early 1990's
- Purpose was to enhance “Quality of Place”
- Championed by the Mayor Ron Norick
- Nine projects funded through a temporary one-cent sales tax
- Passed in December 1993
- Campaign funded and run by the Chamber – cost \$263,929
- \$363 million collected


The Original MAPS



The Original MAPS





The Original MAPS



MAPS for Kids

- Passed in 2001 with 61% percent of the vote
- Combined with a bond issue to raise \$700 million total
- Renovated or constructed 70 schools in 23 different school districts

MAPS^{for}Kids!
Vote YES!



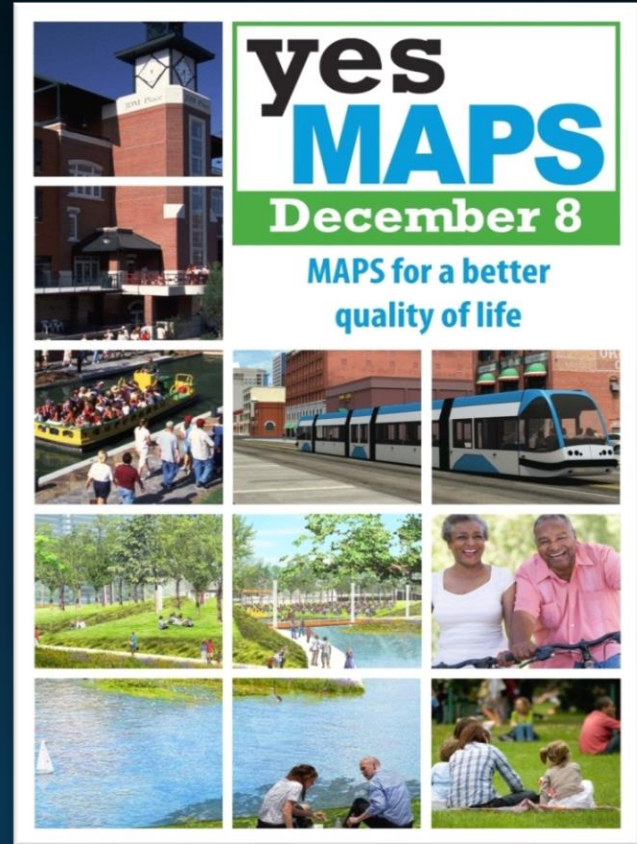
Big League City

- Passed in 2008 with 62 percent of the vote
- Extended the expiring MAPS for Kids sales tax for 15 months
- Seven months later the Oklahoma City Thunder played their first game in Oklahoma City



MAPS 3

- Eight projects
- Passed in December, 2009
- Projected to raise \$777 million
- Extends the MAPS tax for seven years and nine months



MAPS 3



MAPS 3



MAPS 3



TOTALS

Sum of Four Initiatives	\$1,960,000,000
-------------------------	-----------------

Sum of Campaign Costs	\$4,018,000
-----------------------	-------------

All cash, no debt, no interest, no State or Federal money!

Bonds



Tinker Bond

- Passed in 2008
- \$55 million was raised to acquire former GM facility

YES for Kids!

- Passed in 2007 with 78 percent of the vote
- \$243.8 million total



2007 GO Bond




- 11 propositions passed in 2007 with margins between 78 and 89 percent
- Total package was \$835.5 million and did not raise taxes

TOTALS

Sum of Four Initiatives	\$1,960,000,000
Sum of Three Bond Initiatives	<u>\$1,140,000,000</u>
Total	\$3,140,000,000*
Sum of Campaign Costs	\$4,018,000
Sum of Three Bond Initiatives Costs	<u>\$ 891,000</u>
Total	\$4,909,000

*Still over \$1B to spend

Project 180




The past 16 years

- \$3.1 billion in public investment
- \$4.9 million spent on various campaigns
- \$5+ billion in private investment
- Still 10 years of public stimulus either ongoing or planned















\$45 million project
\$28.8 million annual economic impact
Support 230 jobs annually
Major tourism attraction
Significantly impact culture
Sets OKC apart









www.okcchamber.com

GREATER
OKLAHOMA CITY
CHAMBER





Boathouse District




Chesapeake Boathouse
Cost: \$3.5 million
Opened: 2006



Devon Boathouse
Cost: \$10 million
Opened: 2011



Chesapeake Finish Line Tower
Cost: \$ 5 million
Opened: 2011




Sandridge Energy Youth Pavilion



University of Oklahoma Boathouse



CHK/Central Boathouse
Cost: \$6 million
Opened: 2015



Youth Programming – All Paddle Sports: Rowing, Canoeing, Kayaking, Rafting,
Tubing, Standup Paddling, etc.

Collegiate Boathouses – All Paddle Sports & National Regattas

Senior Programming – Dragon Boats

Corporate Programming – Rowing, Rafting, etc.

Adaptive Programming – Disabled Youth & Adults: Paddle Sports

International & World Class Regattas

World Class Events – i.e. Tri Athlons

Team USA & US Canoe & Kayak Headquarters

U.S. Olympic & Paralympic Training Site

U.S. Olympic National High Performance Center

Oklahoma River Designated Official Olympic Training Site – Olympic Rings on River